

# ZOTTZ


## Z-OCCUPATIONAL THERAPY TOOLZ™ USER'S GUIDE REV.0.2

FEEDBACK PLEASE! [azubair123@gmail.com](mailto:azubair123@gmail.com)

2 modes of ZOTTZ – *out of possible 16* (4 implemented now -- more to come!) 3/24 /15

### 4 POSITION DIP SWITCH

Switches all UP ON (**MELODY MODE**)



LAYOUT PENCIL #1 GRIP#1 PENCIL #2 GRIP #2 SCISSORS

Scissors – OLD MACDONALD

Pencil #1 – TWINKLE TWINKLE

Pencil #2 – JINGLE BELLS

Grip #1 – MARY HAD A LITTLE LAMB

Grip #2 – HUMPTY DUMPTY

---

### ALL SWITCHES **DOWN OFF** – **SHORT BURST MODE**



Scissors – BRRP (BURST OF TONES)

Pencil #1 –LOW FREQ. CHORDS

Pencil #2 – FAST HIGH FREQ. CHORDS

Grip #1 – MACHINE GUN ACK, ACK

Grip #2 – HIGH FREQ, CHORDS


# ZOTTZ

## Z-OCCUPATIONAL THERAPY TOOLZ™ USER'S GUIDE REV.0.2

FEEDBACK PLEASE! [azubair123@gmail.com](mailto:azubair123@gmail.com)

3/7/15 4 POSITION DIP SWITCH NEW **REPETITION MODE**

Switches 1, 2, 3 UP, 4 DOWN REP MODE. 5 REPETITIONS OF ANY INTERFACE WILL TRIGGER SOUND.



LAYOUT PENCIL #1 GRIP#1 PENCIL #2 GRIP #2

SCISSORS

Scissors – OLD MACDONALD

Pencil #1 – TWINKLE TWINKLE

Pencil #2 – JINGLE BELLS


Grip #1 – MARY HAD A LITTLE LAMB

Grip #2 – HUMPTY DUMPTY

---

3/24/15 4 POSITION DIP SWITCH NEW **RANDOM MODE**

Switches 1, 2, 4 UP, 3 DOWN REP MODE. PRESSING ANY OF THE OT TOOLS WILL TRIGGER RANDOMLY PICKED SOUND.



# ZOTTZ

## Z-OCCUPATIONAL THERAPY TOOLZ™ USER'S GUIDE REV.0.2


azubair123@gmail.com

ZOTTZ runs on iPad Tablet type re-chargeable 3.7Volt VERY SAFE batteries.

All the interfaces DO NOT HAVE ANY VOLTAGE. They operate off of grounding (zero volts) switches. This is the safety factor built into ZOTTZ.

ZOTTZ should run for several hours, similar to a Tablet, with a full charge, depending on the amount of interaction and sounds it has to entertain children with. When ZOTTZ runs down, the LED's will no longer be flashing as they do normally.

To charge ZOTTZ please plug in the mini-USB charge cable to the tiny board, and the other end going to the wall-charger provided. The tiny LED will be lit RED. When ZOTTZ is fully charged it should turn BLUE.



Z OCCUPATIONAL THERAPY TOOLZ (TM) (R) with an intelligent programmed embedded micro-controller at its heart provides positive feedback of sounds and flashes bright RGB LED's when the child grips the pencil, squeezes the scissors, or the grips.

It is a sensory integration and feedback system/toy/OT tool, and 3.7 Volt batteries powered, completely safe. ZOTTZ, therapeutic electronics that are fun and develop life-skills for children with occupational therapy needs

# ZOTTZ

## Z-OCCUPATIONAL THERAPY TOOLZ™ USER'S GUIDE REV.0.2

FEEDBACK PLEASE! [azubair123@gmail.com](mailto:azubair123@gmail.com) [www.zubair.com](http://www.zubair.com)

Grip interface shorts.

If any of the two grips interface breaks or is missing, the attached shorting block cables will let ZOTTZ still work normally with the other interfaces.